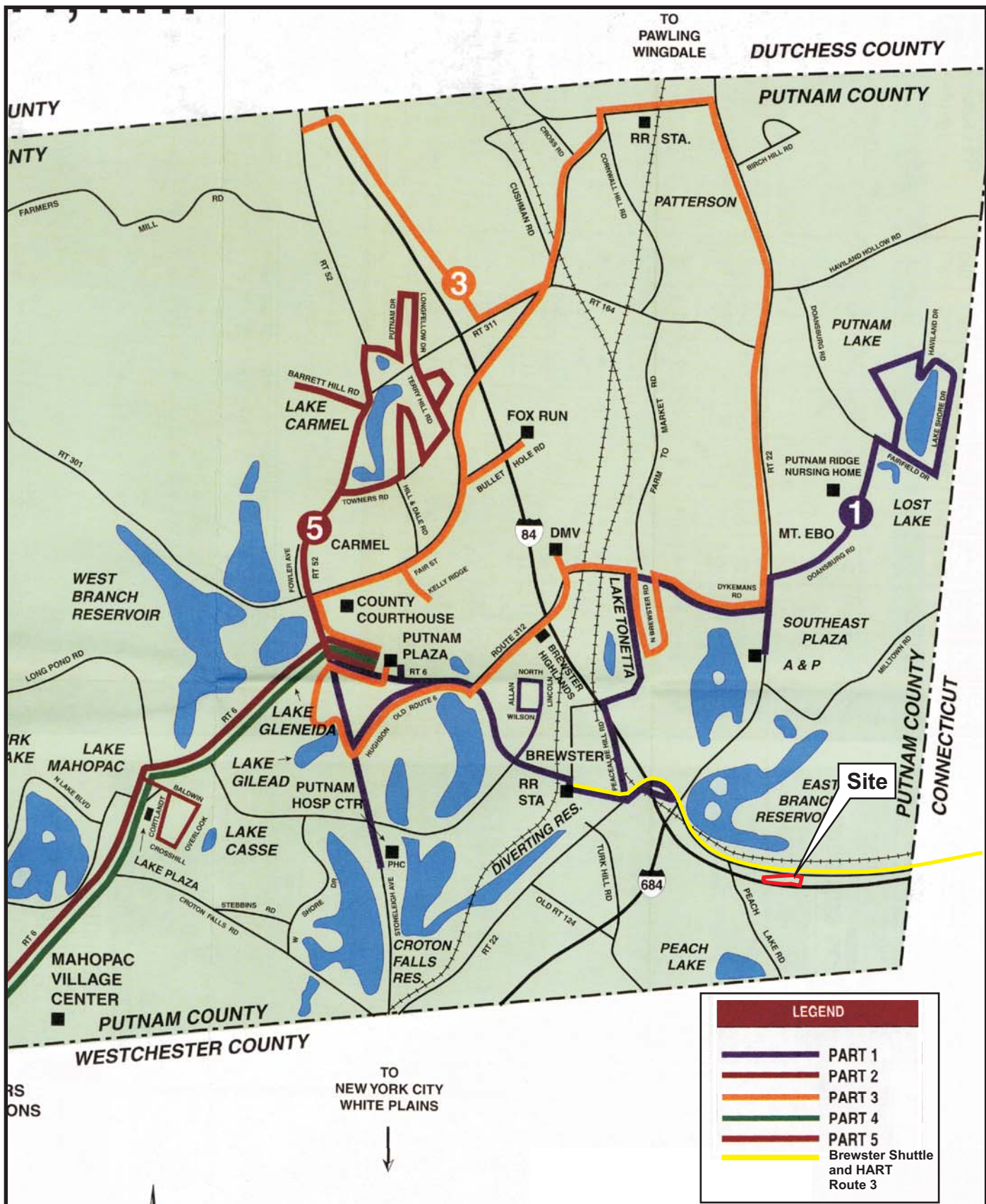


Appendix M


**PART & HART BUS ROUTES AND
TRUCK TEMPORAL DISTRIBUTION**

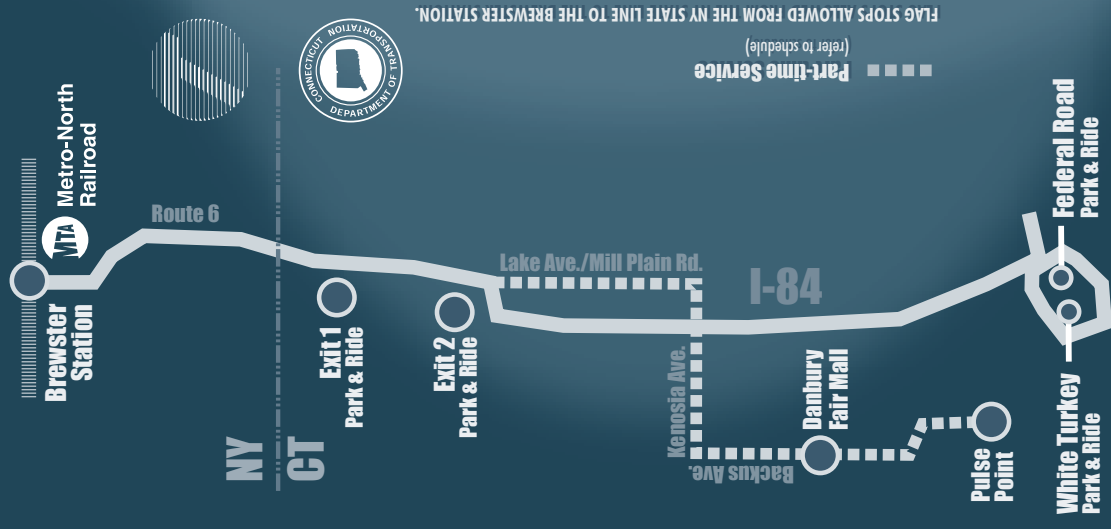


LEGEND

- PART 1
- PART 2
- PART 3
- PART 4
- PART 5
- Brewster Shuttle and HART Route 3

Figure M-1: Existing PART/HART Bus Routes
 Stateline Retail Center
 Town of Southeast, Putnam County, New York
 Source: 2006 PART Schedule
 Approx. Scale: 1" = 1.7 mi.





- ... **UniTicket:** For bus/rail customers. Available for an additional fee over the monthly or weekly Metro-North pass.
- ... **Guaranteed Ride Home** (Monday to Friday excluding Holidays). UniTicket holders get two free taxi rides per month from the Brewster Station when the shuttle service is not scheduled. Restrictions apply. Call (800) METRO-INFO, or log on to www.mta.info/mnr.

... **Transfers:** Passengers may transfer from any of the **hart** services to the Danbury-Brewster Shuttle at the Danbury Fair Mall or the Park & Ride lots at Exits 1, 2 or 7. Transfers are free of charge. Please tell the driver while boarding or exiting the bus that you wish to transfer to the Brewster Shuttle.

... **Inter-system transfers:** Transfers between **hart** and PART are allowed using either a transfer or a pass from either system. For PART schedules and information, call (845) 878-RIDE.

... **Commuter tax benefits:** Under a federal program (Commuter Choice), commuters may set aside up to \$100/month on a tax free basis for riding the bus and/or rails. For details and assistance call MetroPool at 1-800-FIND RIDE.

FARES

60¢ Seniors/Disabled ∞ \$1.25 Adults
90¢ Students (grade 12 and under)

∞ Disabled passengers must present a Medicare, Sweet**hart**, or CT-State issued reduced-fare transit identification card.

All **hart's** vehicles are wheelchair accessible. Please inform the driver if you need assistance boarding.

The Danbury-Brewster Shuttle is operated by Housatonic Area Regional Transit – HART under contract with the Connecticut and New York State Departments of Transportation, and in cooperation with Metro-North Railroad and the Putnam County Department of Planning.



Effective January 2006

Danbury Brewster Shuttle

Monday-Friday

203 • 748 • 2034

.....: www.hartct.org :.....
.....: www.mta.info/mnr

Danbury-Brewster Shuttle

Danbury  Brewster

Brewster  Danbury

DANBURY						BREWSTER																
White Turkey	Federal Rd	Park & Ride	Pulse Point	Danbury Fair Mall	Exit 2	Exit 1	White Plains	Grand Central	Southbound Trains	Departures to Putnam Plaza Lake	Arrivals from Putnam Plaza Lake	Grand Central	White Plains	Northbound Trains	Brewster Village	Exit 1	Exit 2	Mill Plain Rd.	Pulse Point	White Turkey	Federal Rd	
5:22	5:25	---	5:38	5:38	5:38	5:38	5:55	7:11	6:32	6:38	5:32	5:38	---	---	5:50	---	6:00	---	---	---	---	---
5:40	5:43	---	5:55	5:58	5:58	5:58	6:16	7:32	6:32	---	---	---	---	6:08	---	6:18	---	---	---	6:30	---	---
6:10	6:13	---	6:25	6:28	6:38	6:38	6:46	8:03	---	---	6:32	6:38	---	---	6:40	---	6:50	---	---	---	---	---
6:25	6:28	---	6:40	6:43	6:53	6:53	7:01	8:24	---	---	---	---	---	6:54	---	7:04	---	---	7:14	7:24	---	---
6:40	6:43	---	6:55	6:58	7:08	7:08	7:16	8:27	---	---	---	---	---	7:08	---	7:18	---	---	7:30	7:30	---	---
6:47	6:50	---	7:02	7:05	7:15	7:15	7:23	8:44	---	---	---	7:23	5:46	7:25	7:30	---	7:40	---	7:50	7:30	---	---
7:16	7:19	---	7:31	7:34	7:44	7:44	7:52	8:34	7:32	7:23	7:32	---	---	7:44	---	7:54 [∞]	---	---	---	---	---	---
7:42	7:45	---	7:57	8:00	8:10	8:10	8:18	8:59	8:32	8:23	8:32	8:23	6:46	8:16	8:21	---	8:31	---	8:35	8:21	---	---
---	---	---	9:15	9:17	9:27	9:27	10:10	10:56	11:32	10:23	9:32	9:23	7:50	9:16	9:30	9:39	9:41	---	9:55	9:30	---	---
---	---	---	10:15	10:17	10:27	10:27	11:10	11:56	12:32	11:23	10:32	10:23	8:50	10:12	10:30	10:39	10:41	---	10:55	10:30	---	---
---	---	---	11:15	11:17	11:27	11:27	12:10	12:56	1:33	12:32	11:32	11:23	9:48	11:07	11:30	11:39	11:41	---	11:55	11:30	---	---
---	---	---	12:15	12:17	12:27	12:27	1:10	1:56	2:32	1:23	12:32	12:23	10:48	12:06	12:30	12:39	12:41	---	12:55	12:30	---	---
---	---	---	1:15	1:17	1:27	1:27	2:10	2:56	3:32	2:23	1:32	1:23	11:48	1:06	1:30	1:39	1:41	---	1:55	1:30	---	---
---	---	---	2:15	2:17	2:27	2:27	3:10	3:56	4:34	3:23	2:32	2:23	12:48	2:06	2:30	2:39	2:41	---	2:55	2:30	---	---
---	3:41	---	3:53	3:54	4:06	4:06	4:10	4:58	5:35	4:23	3:32	3:23	2:48	4:09	4:14	4:23	4:25	---	4:35	4:14	---	---
---	4:39	---	---	---	5:01	5:01	5:12	5:58	6:36	5:32	4:32	4:23	3:14	4:39	5:06	5:15	5:17	---	5:32	5:06	---	---
---	5:16	---	5:28	---	5:38	5:38	---	---	---	---	5:32	5:23	3:53	5:14	5:45	5:55	5:57	+	6:12	5:45	---	---
---	---	---	5:30*	---	6:01	6:01	6:05	6:51	7:27	---	---	---	4:38	5:52	6:06	6:15	6:17	+	6:32	6:06	---	---
---	---	---	5:47*	6:00	6:10	6:10	---	---	---	---	---	---	4:58	6:12	6:17	6:26	6:28	+	6:43	6:17	---	---
---	---	---	6:17	---	6:27	6:27	---	---	---	---	6:32	6:23	5:19	6:28	6:32	6:41	6:43	+	6:58	6:32	---	---
---	---	---	6:00*	6:21*	6:31	6:31	---	---	---	6:32	---	---	5:25	6:44	6:49	6:58	7:00	+	7:15	6:49	---	---
---	6:27	---	6:37	6:45	6:55	6:55	7:12	7:58	8:32	---	7:32	7:23	5:27	6:49	7:00	7:09	7:11	+	7:26	7:00	---	---
---	6:53	---	7:05	---	7:15	7:15	---	---	---	7:32	7:23	---	5:59	7:13	7:18	7:27	7:29	+	7:44	7:18	---	---
---	7:23	---	7:35	---	7:45	7:45	---	---	---	---	---	8:32	6:06	7:23	7:48	7:57	7:59	+	8:14	7:48	---	---
---	7:43	---	7:55	---	8:05	8:05	8:12	8:58	9:32	8:32	---	---	6:54	8:08	8:12	8:21	8:23	+	8:38	8:12	---	---
---	8:48	---	9:00	---	9:10	9:10	9:12	9:58	10:32	---	---	---	7:52	9:11	9:15	9:24	9:26	+	9:41	9:15	---	---

PEAK AM

OFF-PEAK

PEAK PM

--- No Service. ● Bus does not serve lot directly. Wait at bus stop on Mill Plain Road. † Stops by request only. ∞ Stops at the Mall by request only.

* Route 3 continues servicing Brewster after its route ends at exit 2. * Route 6 continues servicing Brewster after its route ends at the Danbury Mall/Square Mall.

To Danbury: Buses may depart Brewster Village earlier than specified, once connecting train arrives. Not all Metro North train trips are listed in this schedule. Call 1-800-METRO-INFO, or visit www.mta.info/mnr.

When Metro North operates a holiday schedule, HART will adjust shuttle trips to facilitate timely transfers. Announcements will be posted on buses.

Figure M-1
Temporal Distribution of Trucks

Hours		QRFM**	QRFM**	Stateline Retail	Stateline Retail
From	To	Single Unit Trucks (6 + tires)	Combination Trucks	Single Unit Trucks (6 + tires)*	Combination* Trucks
12 a.m.	1 a.m.	0.7%	2.3%	0	0
1	2	0.6%	1.8%	0	0
2	3	0.6%	1.5%	0	0
3	4	0.5%	1.7%	0	0
4	5	1.1%	2.3%	0	0
5	6	3.0%	3.7%	1	1
6	7	5.0%	4.3%	2	1
7	8	7.3%	6.0%	2	1
8	9	7.2%	5.1%	2	1
9	10	7.8%	7.1%	3	1
10	11	7.0%	6.3%	2	1
11	12	7.5%	6.8%	3	1
12 p.m.	1 p.m.	6.8%	6.9%	2	1
1	2	7.1%	6.3%	2	1
2	3	7.7%	6.2%	3	1
3	4	7.7%	5.3%	3	1
4	5	6.6%	5.1%	2	1
5	6	5.1%	4.0%	2	1
6	7	3.5%	3.9%	1	1
7	8	2.4%	3.0%	1	1
8	9	1.6%	2.9%	1	1
9	10	1.3%	2.6%	1	0
10	11	1.0%	2.5%	0	0
11	12	1.0%	2.3%	0	0
Total		100.1%	99.9%	33	16

Size (GLSF	184,800	184,800	
Rate	0.179	0.084	QRFM**
per 1,000 sf			
Trips Totals	33	16	

*Adjusted rounding to meet trip totals

** Cambridge Systematics Inc, Quick Response Freight Manual, Federal Highway Administration, 1996.

